

PD 360i/8 BASIC SMB

Item number

EB10430473

GTIN

4015120430473

Ø 8 m	360°	ON/OFF	IP40	1 CH 💡	IR)))
-------	------	--------	------	-----------	--------



Technical data

GENERAL	
Device category	Ceiling-mounted presence detector
Product information	Please note the Explanation of circuit breaker in the download area of the product! Mounting position: Keep a safe distance of 5 m from radio antennas (e.g. WiFi access points).
User interface	Adjusting controller, IR remote control
Remote controllable	✓
Conformity	CE, EAC, RoHS, WEEE
Product-specific information	Lens mask and spacer not included in delivery
Warranty	5 years
ATTACHMENT	
Installation type	Surface mounted (plaster)
Installation position	Ceiling
Type of connection	Push terminal
Connectable wire cross section	1,5 - 4 mm ²
HOUSING	
Dimensions	Height/Depth 50 mm, Ø101 mm
Weight	115 g
Material	UV-stabilised polycarbonate
Protection type	IP40
Permissible ambient temperature	0 °C...+50 °C
Relative humidity	5 - 93 %, non-condensing
Colour	white, similar to RAL 9010
ELECTRICAL VERSION	
Control system	ON/OFF
Protection class	II

Product description

- Presence detector with **360° field of detection** For ceiling mounting
- **Range of up to 8 m** in the diameter at a recommended installation height of 3 m
- 10 A high-performance relay
- Zero-cross switching for gentle switching
- Remote controllable
- Factory setting for immediate operational readiness

Offers special product features such as:

- Zero-cross switching
- Simple parameterisation, remote control and documentation with ESY-Pen and ESY-App

Nominal voltage	230 V AC / 50 Hz
In-rush current	78 A / 5 ms
Power consumption	0,2 W

SENSORS

Detection angle	360°
Detection range diagonally	Ø 8 m
Detection range head-on	Ø 6 m
Detection range presence	Ø 4 m
Field of detection	up to 50 m ²
Recommended installation height	3 m
Max. mounting height	5 m
Light measurement	mixed light
Level of brightness	5 - 2000 lx

CHANNELS (LIGHTING / HVAC)

Number of light channels	1
Push button input lighting	1
Push button input HVAC	-
Number of parallel switchable detectors	8
Slave input	-
Mode	Semi-automatic, Fully automatic
Switching delay from "dark to light"	300 s
Switching delay from "light to dark"	30 s
Constant light control	-
Channel	C1 Lighting
Function	Switching
Switching capacity	230 V/50 Hz 2300 W/10 A (cos phi = 1) 1150 VA/5 A (cos phi = 0,5)

PD 360i/8 BASIC SMB

Item number	GTIN
EB10430473	4015120430473

	600 W LED
Switch contact	make contact / non-floating
Push button input	✓

Impulse mode	✓
Switch-off delay time	15 s...30 min (adjustable in steps)

Factory settings

GENERAL	
Sensitivity	100 %

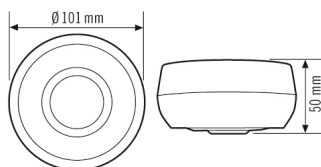
Operating mode	fully automatic
Level of brightness/switching threshold	500 lx
Switch-off delay time	5 min

CHANNELS (LIGHTING / HVAC)	
Channel	C1 Lighting

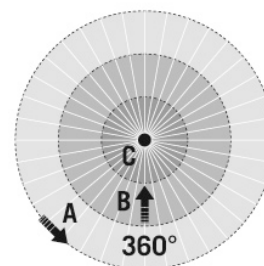
Accessories

Product designation	Item number	Product description	GTIN
Cover			
BASIC 8 LENS MASK	EB10423093	Lens mask 8 m	4015120423093
Electrical accessories			
FILTER 230 V	EP10426988	Filter for suppression of inductive loads, such as relays, contactors, fluorescent lamps and transformers	4015120426988
Protection			
BASKET GUARD ROUND LARGE	EM10425608	Basket guard for presence and motion detectors and smoke detectors, Ø 180 mm, height 90 mm	4015120425608
Remote control			
ESY-Pen	EP10425356	ESY-Pen and ESY-App, two tools for every task: (1) Parameterisation, (2) remote control, (3) light measurement, (4) project management	4015120425356
REMOTE CONTROL MDi/PDi	EM10425509	IR remote control for presence detectors and motion detectors	4015120425509

Dimension drawing



Field of detections



Detection range

Diagonally (A)	Ø 8 m
Frontal (B)	Ø 6 m
Presence area (C)	Ø 4 m

PD 360i/8 BASIC SMB

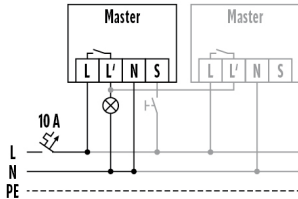
Item number

EB10430473

GTIN

4015120430473

Circuit diagram



Standard operation with optional control via a closing button and parallel wiring of max. 8 devices

Detailed product description

- Presence detector with **360° field of detection** For ceiling mounting
- **Range of up to 8 m** in the diameter at a recommended installation height of 3 m
- 10 A high-performance relay
- Zero-cross switching: Extension of the service life of the relay and bulbs with electronic ballasts (e.g. fluorescent lamps, LED) thanks to more gentle switching in zero-cross switching.
- Factory setting for immediate operational readiness
- Automatic light control depending on presence and daylight
- Additional switch input
- Remote controllable
- Standard version as surface-mounted device, with special surface-mounted box for additional cabling space
- Sensing range upgrade through parallel connection